

# Tracking & Monitoring

## New Linear A Levels

With the introduction of the new Linear A Levels, several updates have been made to the Tracking and Monitoring Tool.

At Learning Plus UK, we are aware that in this crossover stage (with a mixture of Modular and Linear A Levels available), centres will be managing these changes differently. With this in mind, we updated the Tool to ensure that it retains its flexibility, so that it continues to fit your needs.

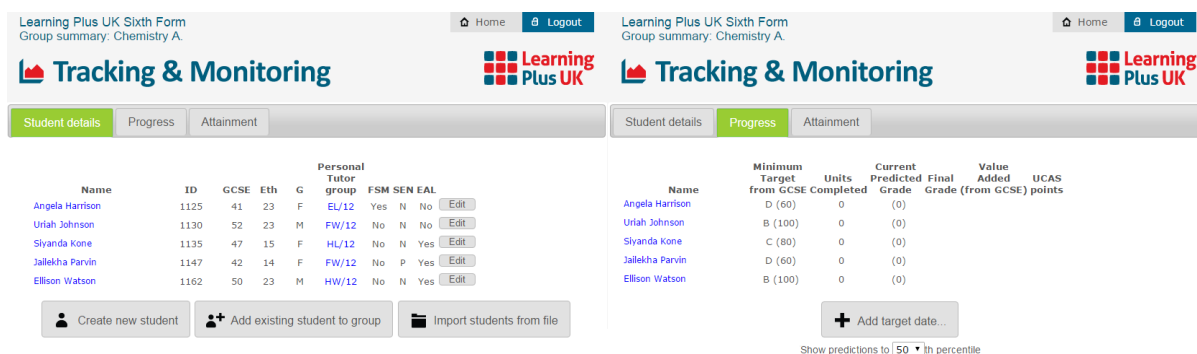
Below we show you how the Tool can be set up to match your centre's needs, using a Chemistry class as an example.

### Centre One: A and AS Level students to be taught separately

If your centre has decided to teach Year 12 students separately according to their choices for Year 13.

Chemistry A	Chemistry AS
<i>Students opting for 2 year Linear A level</i>	<i>Students opting for 1 year Linear AS Level</i>
Angela Harrison	Gibson Green
Ellison Watson	Mi Tien-kai
Siyanda Kone	Esme Hall
Uriah Johnson	Neil Williams
Jailekha Parvin	Uri Gabai
	Sophia Clarke
	Mamadee Chahine

#### 1) Create a Linear A Level teaching group



The screenshot shows two side-by-side views of the Learning Plus UK Tracking & Monitoring tool. The left view is the 'Student details' tab, and the right view is the 'Progress' tab.

**Student details view:**

Name	ID	GCSE	Eth	G	Personal Tutor group	FSM	SEN	EAL	
Angela Harrison	1125	41	23	F	EL/12	Yes	N	No	Edit
Uriah Johnson	1130	52	23	M	FW/12	No	N	No	Edit
Siyanda Kone	1135	47	15	F	HL/12	No	H	Yes	Edit
Jailekha Parvin	1147	42	14	F	FW/12	No	P	Yes	Edit
Ellison Watson	1162	50	23	M	HW/12	No	N	Yes	Edit

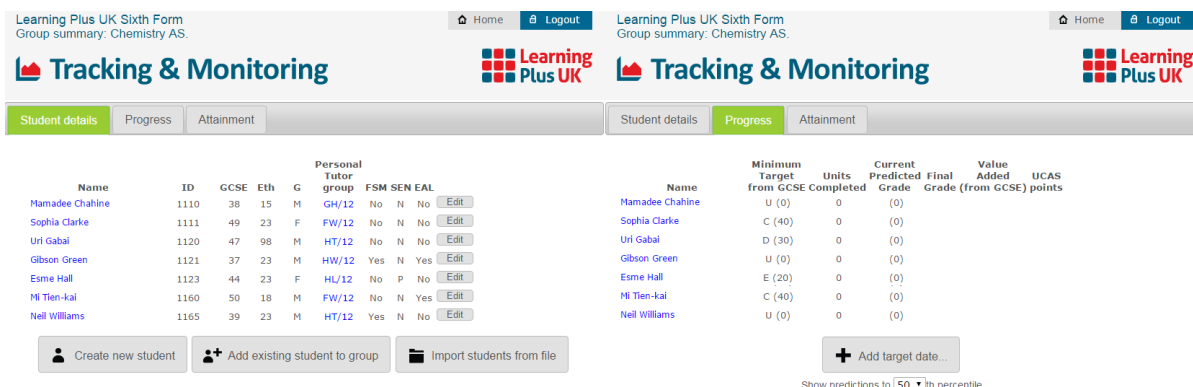
Buttons: Create new student, Add existing student to group, Import students from file

**Progress view:**

Name	Minimum Target from GCSE	Units Completed	Current Predicted Grade	Final Grade (from GCSE)	Value Added (points)	UCAS
Angela Harrison	D (60)	0	(0)			
Uriah Johnson	B (100)	0	(0)			
Siyanda Kone	C (80)	0	(0)			
Jailekha Parvin	D (60)	0	(0)			
Ellison Watson	B (100)	0	(0)			

Buttons: Add target date...  
Show predictions to 50th percentile

## 2) Create a Linear AS Level teaching group



The screenshot shows the Learning Plus UK Tracking & Monitoring interface. It features two side-by-side panels for 'Student details'. The left panel is under the 'Attainment' tab, and the right panel is under the 'Progress' tab. Both panels display a table of student information.

Name	ID	GCSE	Eth	G	Personal Tutor group	FSM	SEN	EAL	Name	Minimum Target from GCSE	Units Completed	Current Predicted Grade	Final Grade (from GCSE) points	Value Added	UCAS
Mamadee Chahine	1110	38	15	M	GH/12	No	N	No	Mamadee Chahine	U (0)	0	(0)			
Sophia Clarke	1111	49	23	F	FW/12	No	N	No	Sophia Clarke	C (40)	0	(0)			
Uri Gabai	1120	47	98	M	HT/12	No	N	No	Uri Gabai	D (30)	0	(0)			
Gibson Green	1121	37	23	M	HW/12	Yes	N	Yes	Gibson Green	U (0)	0	(0)			
Esme Hall	1123	44	23	F	HL/12	No	P	No	Esme Hall	E (20)	0	(0)			
Mi Tien-kai	1160	50	18	M	FW/12	No	N	Yes	Mi Tien-kai	C (40)	0	(0)			
Neil Williams	1165	39	23	M	HT/12	Yes	N	No	Neil Williams	U (0)	0	(0)			

At the bottom of the interface, there are buttons for 'Create new student', 'Add existing student to group', 'Import students from file', and 'Add target date...'. A note at the bottom right says 'Show predictions to 50th percentile'.

3) Note the difference in A Level and AS Level predictions. For example, Siyanda Kone has a KS4 average of 47 and is predicted a 'C' at A Level. Whereas Uri Gabai who also has a KS4 average of 47 is predicted a 'D' at AS Level. This is because the predictions are based on different cohorts; those who took the subject at A Level and those who took the subject at AS Level only, in 2014.

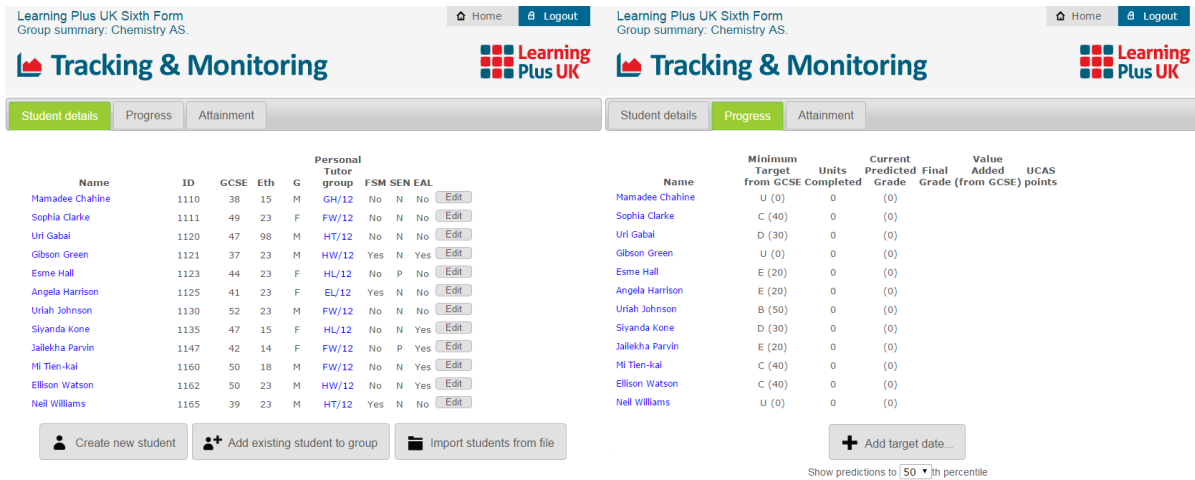
4) At the end of the academic year, the A Level group will continue into Year 13. The AS Level group can be retired. If any of the AS Level students decide to continue to A Level, you can simply transfer them into the A Level teaching group – you can choose to carry their AS Level results with them, but these results will not contribute towards their final A Level grade.

## Centre Two: All students to sit AS Level

If your centre has decided to put all Year 12 students forward for the AS Level exam, before deciding whether or not to continue to Year 13.

Chemistry
Angela Harrison
Ellison Watson
Siyanda Kone
Uriah Johnson
Jailekha Parvin
Gibson Green
Mi Tien-kai
Esme Hall
Neil Williams
Uri Gabai
Sophia Clarke
Mamadee Chahine

1) Create a Linear AS Level teaching group.



The screenshot shows the 'Tracking & Monitoring' interface for a 'Chemistry AS' group. It features two side-by-side tables of student data. The left table lists student details including Name, ID, GCSE, Eth, G, Personal Tutor group, FSM, SEN, and EAL, with an 'Edit' button for each row. The right table shows performance metrics: Name, Minimum Target from GCSE, Units Completed, Current Predicted Grade, Final Grade (from GCSE) points, Value Added, and UCAS points. Below the tables are buttons for 'Create new student', 'Add existing student to group', 'Import students from file', and 'Add target date...'. A note at the bottom right indicates 'Show predictions to 50th percentile'.

Name	ID	GCSE	Eth	G	Personal Tutor group	FSM	SEN	EAL
Mamadee Chahine	1110	38	15	M	GH/12	No	N	No
Sophia Clarke	1111	49	23	F	FW/12	No	N	No
Uri Gabai	1120	47	98	M	HT/12	No	N	No
Gibson Green	1121	37	23	M	HW/12	Yes	N	Yes
Esmé Hall	1123	44	23	F	HL/12	No	P	No
Angela Harrison	1125	41	23	F	EL/12	Yes	N	No
Uriah Johnson	1130	52	23	M	FW/12	No	N	No
Siyanda Kone	1135	47	15	F	HL/12	No	N	Yes
Jallekha Parvin	1147	42	14	F	FW/12	No	P	Yes
Mi Tien-kai	1160	50	18	M	FW/12	No	N	Yes
Ellison Watson	1162	50	23	M	HW/12	No	N	Yes
Neil Williams	1165	39	23	M	HT/12	Yes	N	No

Name	Minimum Target from GCSE	Units Completed	Current Predicted Grade	Final Grade (from GCSE) points	Value Added	UCAS
Mamadee Chahine	U (0)	0	(0)			
Sophia Clarke	C (40)	0	(0)			
Uri Gabai	D (30)	0	(0)			
Gibson Green	U (0)	0	(0)			
Esmé Hall	E (20)	0	(0)			
Angela Harrison	E (20)	0	(0)			
Uriah Johnson	B (50)	0	(0)			
Siyanda Kone	D (30)	0	(0)			
Jallekha Parvin	E (20)	0	(0)			
Mi Tien-kai	C (40)	0	(0)			
Ellison Watson	C (40)	0	(0)			
Neil Williams	U (0)	0	(0)			

2) Note that all predictions will be for AS Levels.

3) At the end of the academic year, you can transfer students who want to continue to A Level into an A Level teaching group. All students who do not want to continue will be retired into the 'Previous Groups' section of the tool.

## Centre Three: A and AS Level students to be taught together

If your centre has decided to co-teach your Year 12 students, regardless of their choices for Year 13, then you can choose either of the previous options (Centre One or Centre Two). Bear in mind that whilst Centre Two allows you to keep all your students' data in one place, it does mean that targets and progress measures will be based around AS Level cohort for all students in Year 12.

For further information on setting up teaching groups, please see our **'Tracking and Monitoring Tool: A Guide for Set-Up and Everyday Use'** which can be downloaded from the Tool.

Alternatively, please email us at [office@learningplusuk.org](mailto:office@learningplusuk.org) or call us on **0118 956 8408**, for further help and support.